

【Contact】

■Minato City Declaration with Children at the Center Points Call Center
0120-06-3710

Hours: 9:00 a.m. to 6:00 p.m. *Including weekends and holidays
except year-end and new year

■Designated website for Minato City Declaration with Children at
the Center Point Reward Project

https://minato.yomsubi.com/?page_id=3548&preview=true

▶Visit the website

※Supports both Japanese and English.

※日本語・英語どちらも対応しています




Notice of Minato City Declaration with Children at the Center Point Grant Project

See attached flyer for project overview

*This notice cannot be re-issued. Keep it safe until you charge your gift code.

Name of eligible child	Reward points
Minato Hanako	30,000 points


*Follow the procedure in the backside of this notice to charge your points. (Enter the gift code or scan the QR code) If you do not have a smartphone, etc., and cannot charge the points, please contact the call center above.

Gift code	QR code
●●●●●●●●●●●●●●●●	

*Use the points before the expiration date to avoid them becoming invalid.

Points validity date
January 1, 2026 — June 30, 2026

▶This icon is an audio code for people with visual impairments.
Use a dedicated reading device or a smartphone app
to check the contents of this document in audio.



[Procedure to Start]

STEP1

Download MINATOKU PAY app

Scan the QR code on the right
to **download the**
MINATOKU PAY app.

*Go to STEP2 if you have the app already

After the download is complete,

- ① Tap “新規登録” (Sign Up),
enter your email address and password,
and create an account.
- ② From the app menu,
set email verification, SMS verification, and personal information.



STEP2


How to charge granted points

From “もっと見る” (More) menu in the app,
tap “ギフトコード” (Gift Code).

Scan the QR code or
enter the gift code
indicated on the front of this notice
to receive your points.

After you have received your points,
tap “ポイント” (Points) tab on the upper part of the app,
and confirm that the points have been added.

Points expiration dates can be checked in “一覧” (List).



STEP3

How to use your points

Points can be used at
stores that display the “MINATOKU PAY” sticker.
Transactions differ by store.

“Customer scans the QR code displayed at the store”
or
“Store scans the customer's QR code”
to complete the transaction.



*For more information on how to start using points or transactions at the store,
go to the designated website below.

■ Designated website (Usage manual)

https://minato.yomsubi.com/?page_id=3548&preview=true

▶ Visit the website (Usage manual)

※ Supports both Japanese and English.

※ 日本語・英語どちらも対応しています

